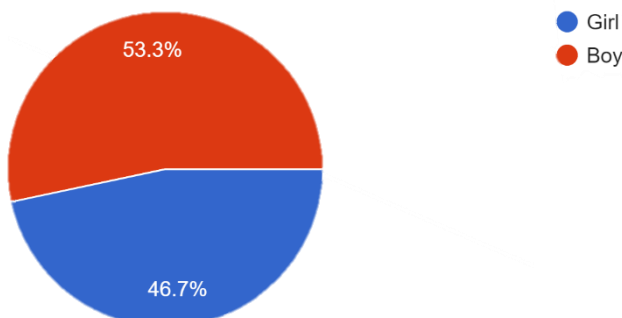
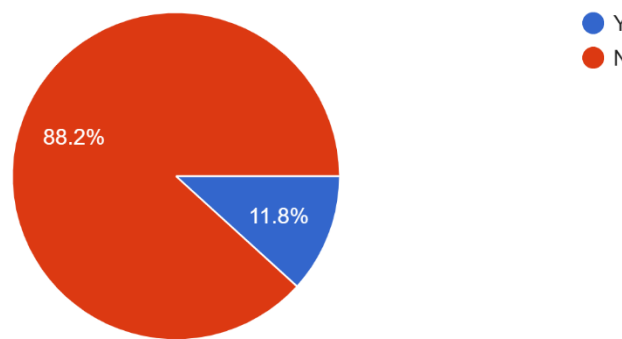
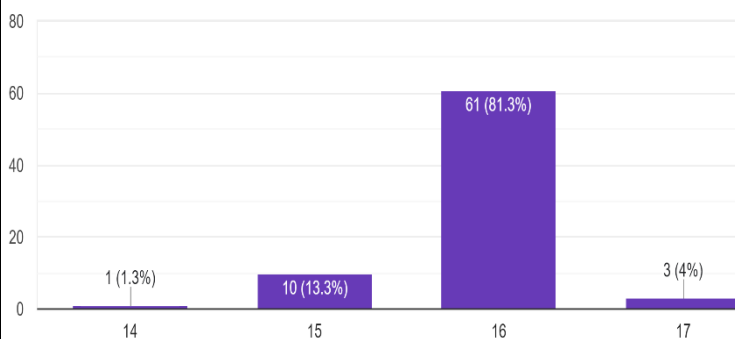


Living Values Education Program Grade 10 Students Ghazee School

27th January 2024

By Do-Good NGO in collaboration with Tiny Drops and
Hand in Hand (ALIVE focal in the Maldives)

This program was conducted

<h3 style="color: #0056b3;">Participants</h3> <p>76 students of grade 10 joined the program.</p>  <table border="1" style="margin-left: auto; margin-right: auto;"> <tr> <td style="color: blue;">●</td> <td>Girl</td> </tr> <tr> <td style="color: red;">●</td> <td>Boy</td> </tr> </table>	●	Girl	●	Boy	<h3 style="color: #0056b3;">Topics covered</h3> <ul style="list-style-type: none"> Introduction of values Exploring self-values Introduction of 12 universal values Value: Peace Identifying issues with peace and placelessness Bullying no more My Pledge 															
●	Girl																			
●	Boy																			
<h3 style="color: #0056b3;">Previous experience with Living Values Activities</h3>  <table border="1" style="margin-left: auto; margin-right: auto;"> <tr> <td style="color: blue;">●</td> <td>Yes</td> </tr> <tr> <td style="color: red;">●</td> <td>No</td> </tr> </table> <p>From the participant out of 76 students, 88.2% said that they did not participate in Living Values Education Program (LVE) in the past 01 year. Only 11.8% states that they have participated in LVE program in the past 01 year.</p>	●	Yes	●	No	<h3 style="color: #0056b3;">Age of the participants</h3> <p>75 participants responded with their age. 01 did not mention the age. Average age of the participants were 16 years.</p>  <table border="1" style="margin-left: auto; margin-right: auto;"> <thead> <tr> <th>Age</th> <th>Count</th> <th>Percentage</th> </tr> </thead> <tbody> <tr> <td>14</td> <td>1</td> <td>1.3%</td> </tr> <tr> <td>15</td> <td>10</td> <td>13.3%</td> </tr> <tr> <td>16</td> <td>61</td> <td>81.3%</td> </tr> <tr> <td>17</td> <td>3</td> <td>4%</td> </tr> </tbody> </table>	Age	Count	Percentage	14	1	1.3%	15	10	13.3%	16	61	81.3%	17	3	4%
●	Yes																			
●	No																			
Age	Count	Percentage																		
14	1	1.3%																		
15	10	13.3%																		
16	61	81.3%																		
17	3	4%																		

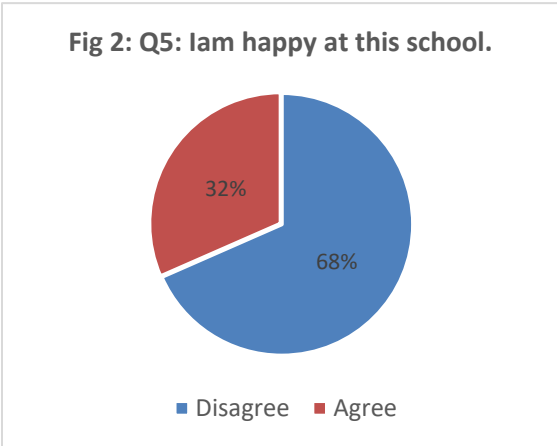
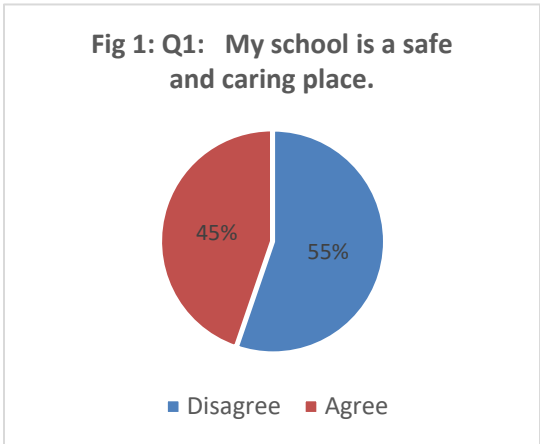
PRE-EVALUATION

Following are information collected during the pre-evaluation of the program to know the perception of the school climate by the students.

Table 1 : Pre-evaluation; Students view on the school climate

Student View of Their School's Climate Pre-Evaluation	Response	No Response	Never	Rarely	Sometimes	Usually	Always	Interpretation	
								Disagree	Agree
1. My school is a safe and caring place.	76	0%	8%	17%	30%	37%	8%	55%	45%
2. I know how to fill myself with peace.	76	0%	3%	11%	34%	36%	17%	47%	53%
3. I use respectful or caring words with others.	76	0%	1%	5%	16%	41%	37%	22%	78%
4. I am kind to others.	76	3%	1%	3%	5%	45%	43%	12%	88%
5. I am happy at this school.	76	1%	14%	29%	24%	20%	12%	68%	32%
6. My teachers care about me.	76	3%	1%	7%	26%	30%	33%	37%	63%
7. My teachers listen to students.	76	3%	9%	11%	26%	33%	18%	49%	51%
8. Teachers here are respectful to all students.	76	1%	5%	14%	29%	33%	17%	50%	50%
9. Adults are kind in this school.	76	3%	4%	3%	33%	41%	17%	42%	58%
10. People from all cultures and races are respected in this school.	76	3%	9%	18%	17%	28%	25%	47%	53%
11. Teachers are peaceful and happy at this school.	76	3%	5%	13%	37%	29%	13%	58%	42%
12. Teachers are fair to all students at this school.	76	1%	18%	12%	38%	20%	11%	70%	30%
13. Students are kind at this school.	76	0%	7%	17%	49%	18%	9%	72%	28%
14. Students pick on or bully others at this school.	76	0%	11%	13%	32%	28%	17%	55%	45%
15. Students bring knives to this school.	76	1%	29%	34%	16%	5%	14%	30%	70%
16. Students listen to and respect others.	76	3%	8%	14%	45%	26%	4%	70%	30%
17. I feel safe sharing my feelings in class discussions.	76	3%	54%	17%	14%	5%	7%	88%	12%
18. Students share their feelings and respect the feelings of others.	76	1%	16%	28%	37%	12%	7%	82%	18%
19. Students fight at this school.	76	0%	4%	18%	32%	16%	30%	54%	46%
20. Students are mean on social media.	76	1%	8%	20%	26%	30%	14%	55%	45%
21. Students talk and use values when there are disagreements.	76	1%	17%	28%	36%	16%	3%	82%	18%
22. Students at this school really try to get along and accept all other students.	76	3%	7%	22%	42%	24%	3%	74%	26%
23. There are interesting things to do and learn at this school.	76	0%	9%	20%	47%	13%	11%	76%	24%
24. My teachers recognize my positive efforts.	76	4%	9%	14%	36%	21%	16%	63%	37%
25. The students here make a positive difference.	76	1%	7%	26%	39%	17%	9%	74%	26%

Reference to the table 1 here are some of the interpretations from the evaluation students made during the program.



Respect is lacking among the students which eventually stop classroom discussion and sharing from occurring during the classes as per 88% responses. In addition, 82% students fail to express their feelings to others due to a lack of respect.

74% of students say that the school also lacks social skills like getting along and welcoming fellow students. Students' expressions of kindness and their tendency to pick on or bullied others at school also gets influenced by this.

54% of students say that fights break out at school, 32% have hit someone in the last week, and 36% have been hit by another student in the same time frame.

55% of respondents concur that students are mean on social media, and 12% agree on that, during the last week, they had written hurtful remarks about others on the platform (Table 2, fig 5). In the recent week, 33% of students agreed that they had been speaking rudely to other kids at school, 14% admitted to having bullied someone, and 18% said that they had been subjected to some sort of bullying.

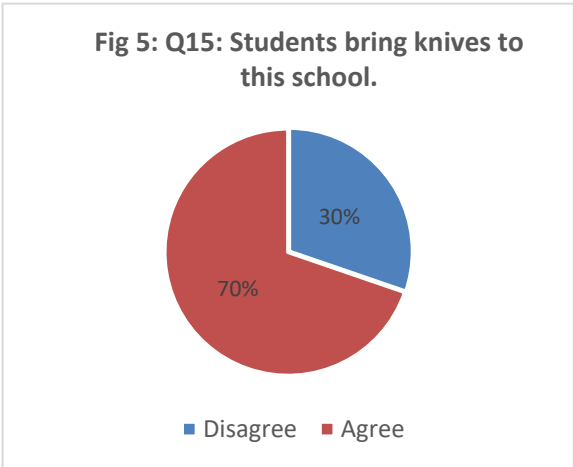
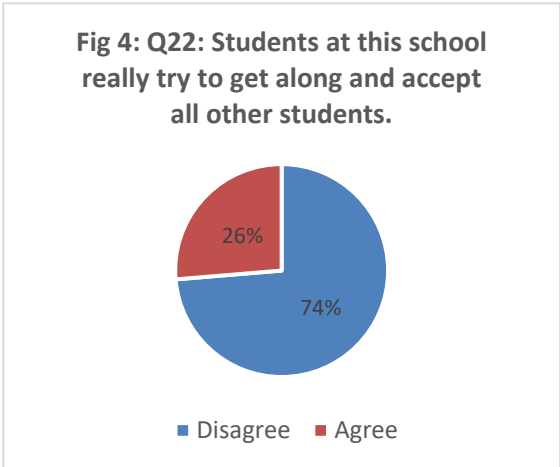
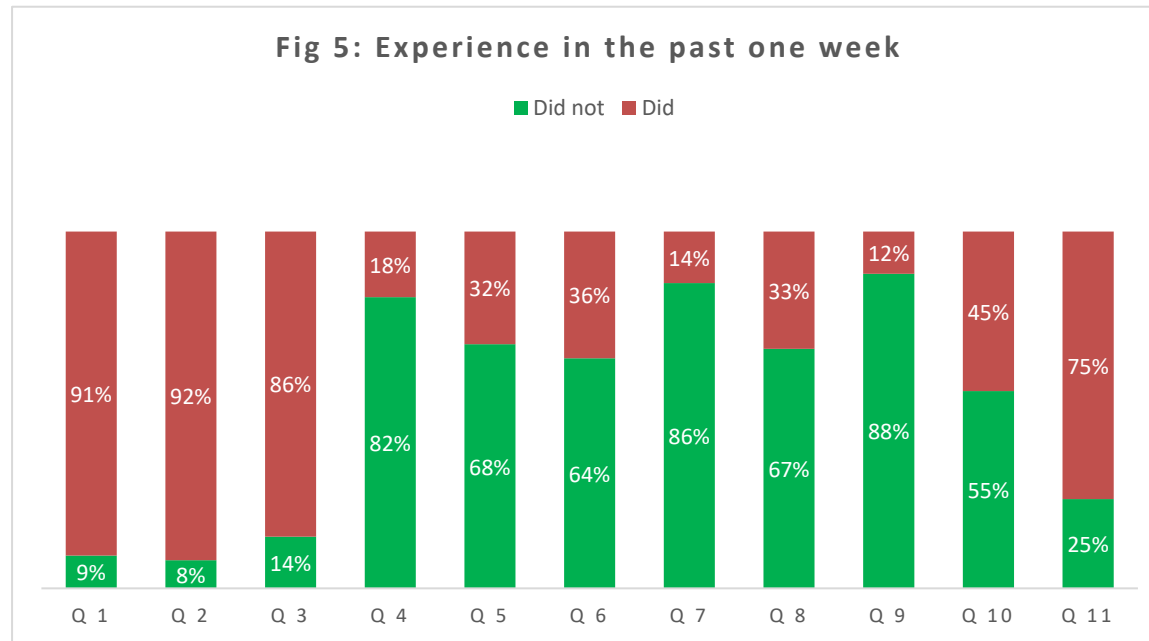


Table 2: Pre-evaluation; Experience in the past one week

How many times did YOU...	Responses	No Response	0 times	1 time	2-5 times	6-9 times	10-19 times	20 or more times	Did not	Did
1. Help others at school in the last week?	76	3%	7%	7%	38%	18%	14%	13%	9%	91%
2. Say kind or friendly things to others at school in the last week?	76	3%	5%	8%	20%	32%	24%	9%	8%	92%
3. Say kind or loving things to others at home in the last week?	76	3%	12%	8%	28%	22%	18%	9%	14%	86%
4. Get picked on or bullied at school in the last week?	76	3%	79%	7%	7%	1%	0%	4%	82%	18%
5. Hit someone in the last week?	76	3%	66%	11%	8%	3%	4%	7%	68%	32%
6. Get hit by another student in the last week?	76	1%	63%	13%	13%	3%	1%	5%	64%	36%
7. Bully someone in the last week?	76	4%	82%	5%	3%	1%	3%	3%	86%	14%
8. Say unkind things to others at school in the last week?	76	4%	63%	13%	7%	4%	0%	9%	67%	33%
9. Post unkind things about others on social media in the last week?	76	1%	87%	4%	3%	3%	0%	3%	88%	12%
10. Do relaxation/focusing or mindful exercises in the last week?	76	1%	54%	11%	13%	9%	3%	9%	55%	45%
11. Enjoy school activities this last week?	76	3%	22%	16%	29%	16%	8%	7%	25%	75%



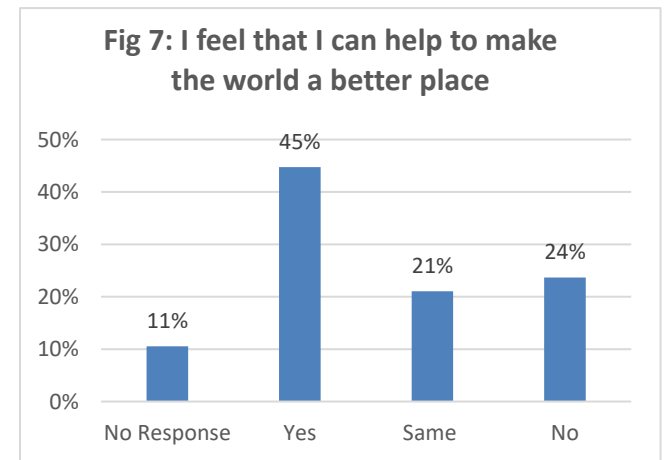
POST-EVALUATION

Table 3: Post-evaluation; Experience after LVE workshop

Post-Evaluation:	0	1	2	3	4	5	6	7	8	9	10	NS	below 4	5 and above
• I understand what is meant by values	3%	7%	1%	0%	0%	13%	5%	8%	13%	14%	30%	5%	11%	84%
• I understand what is meant by anti-values	3%	7%	4%	1%	0%	11%	12%	7%	8%	13%	30%	5%	14%	80%
• I feel that I know myself	3%	9%	7%	5%	4%	12%	5%	8%	7%	7%	28%	7%	28%	66%
• I feel that I know other people	3%	11%	5%	4%	5%	18%	7%	8%	11%	3%	20%	7%	28%	66%
• I know how to develop my personal well being	1%	5%	7%	4%	8%	13%	9%	8%	13%	7%	20%	5%	25%	70%
• I know how to share my positive qualities	1%	7%	5%	4%	3%	9%	7%	16%	9%	9%	25%	5%	20%	75%
• I know how to appreciate the inner qualities of other people	1%	5%	4%	1%	1%	8%	13%	11%	16%	8%	24%	8%	13%	79%
• I feel valued as an individual	1%	11%	7%	5%	4%	17%	4%	9%	12%	5%	14%	11%	28%	62%
• I feel that I am valued for my inner qualities	1%	12%	11%	9%	1%	13%	8%	5%	5%	11%	13%	9%	35%	56%
• I feel confident working with different personalities	1%	7%	12%	3%	5%	8%	4%	7%	12%	5%	28%	9%	28%	63%

Table 5: Post-evaluation: to Identify if there is any change after the lessons

Post-Evaluation: Your experience with Living Values Education	No Response	Yes	Same	No
I know myself a little better	13%	32%	34%	21%
I feel that I can help to make the world a better place	11%	45%	21%	24%
I feel that I am a better person to be with	12%	36%	39%	13%
I feel that I am a better person to work with	11%	34%	38%	17%



In the post-evaluation 84% students have responded that they have understood values and 45% agrees that they can contribute to make the world a better place.

Gallery

Ice-breaking with a game



Pre-evaluation



Brainstorming on values: What two values will change the world if everyone lived them



Exploring with Values – Reflection exercise




Relaxation - self-reflection on personal self (Motivational session to make a change)



Peace verses placelessness presentation with group activity







Group presentations

family!

Peace	Peacelessness
<ul style="list-style-type: none"> * family trips * Dinner nights * Healthy environment * understanding * Honesty 	<ul style="list-style-type: none"> * Abuse * Arguement * Favouritism * Toxic environment * Disrespectful relationship * Uneasy feeling

GROUP 5
 Aalam, Rajana, Yashvi, Shaila, Wani, Khushi, Prayansh, Anika, Anika, Anika

NEIGHBORHOOD

Peace 	Peacelessness 
<ul style="list-style-type: none"> • Respect • Inclusive • positive attitude towards everyone • Unity 	<ul style="list-style-type: none"> • neglecting your neighbours • Gossiping • Disrespecting • Backbiting







Premium life values
 GROUP 5 Aalaa Sadha Shaitha La-aaly loona
 App A-Esa Fashal Shimra Zaaraa Tehra

SIT

Peace	Peacelessness
<ul style="list-style-type: none"> • Self respect • Self control • Self esteem • Positive thinking 	<ul style="list-style-type: none"> • Self harm • Aggressiveness • negative thinking • low self esteem

Society

Peaceful

- Lower crime rate
- Lower divorce rate
- Safer environment
- Less mental health problems (physical too)

Peaceless

- Unfriendly neighbourhoods
- Unsatisfied citizens
- More arguments
- More social problems

peaceful

Peaceless

Premium by SKS2020

4 Friends

Peace	Peacelessness
<ul style="list-style-type: none"> - Peace of mind - More friendly. - Respecting each other. - Positive attitude. - Long lasting friendships 	<ul style="list-style-type: none"> - Talking behind each others back - Lying to each other - Bullying. - Tense environment. - Toxic friendships

School

Peace

Positive thinking among everyone

Smiling 😊

Respect each other

Complimenting one another

Healthy relationships

2. Peacelessness

- Negative thinking among everyone

- Frowning 😞

- ~~Not~~ ~~respe~~ disrespect each other

- Bullying one another

- Toxic relationships

World-GRI	
PEACE	PEACELESSNESS
<ul style="list-style-type: none">• No wars between countries.• There will be joy & happiness in the world.• Equal rights in the world.•	<ul style="list-style-type: none">• War between countries.• No joy and happiness in the world.• People will face hardships• No equality.
